

CELEBRATING 20 YEARS



Who are these ladies and why are they smiling?
See page 9...

BLOOMING ROSES

by Ann Dennis,
Dee Dee Cathcart
and Barbara Oliva

Survey

In 2008, Barbara Oliva selected 43 roses from our collection for study, recording details of timing and strength of bloom over the spring of that year. We resumed Barbara's study in 2011, continuing through the whole year and into 2012.

We visit each plant on our list 3 times per month. We evaluate the number of fresh, open blossoms in 4 categories: none (0), one to several (1), quite a few (2), and lots (3). The 'bloom score' we show on charts ranges from 0 to 1, and is the standardized average of these individual ratings. A plant that was never in bloom during the survey period would have a bloom score of 0, a plant that was in full bloom every time would have a bloom score of 1.

We also use bloom score to describe the progress of flowering for all or selected groups of roses on particular dates. If no roses

(Continued on page 10)

In this issue:

Blooming Roses	P 1
Editorial	P 2
Cemetery Rose DVD	P 3
Cemetery Street Signs	P 3
Maintenance Report	P 4
Rosy Readings	P. 5
Cyrus H. Hubbard	P. 5
Renew Your Roses	P. 6
20th Anni- versary Con- ference	P. 9

Historic
Rose
Garden




2012—That Was the Year That Was

Not much to say at the end of 2012; after all, it was just an ordinary year in the Rose Garden. NOT!

Our 20th anniversary year was filled with plenty of activities and hard work. As usual, we held a successful Open Garden in April, but that was not enough to celebrate this special year. “What’s Blooming” tours capped both spring and fall and Rose Garden Volunteers helped the Old City Cemetery Committee celebrate 25 years at special events. The Rose Garden and Barbara Oliva were singled out for special recognition by the Sacramento City Council.

In October, we hosted a conference celebrating our 20 years of activities and hard work. Wait, that’s what we did to celebrate? More activities and hard work? Yep, that’s it, and I can’t say enough about the extra hard work our rosy volunteers accomplished. We planned a program, primped plots, pruned posies, prepped public speakers and produced posters. And that was just the beginning. We held a three-day event that led us straight to our beds (or the nearest watering hole) when it was over.

What a crew—and now, now that the conference is successfully done (and I do mean successful!), it’s time to prune the plants and plunge into preparations for our next project the 2013 Open Garden. Whew!



Events in the Historic Rose Garden

**Pruning Class—December 1
10 a.m. in the Rose Garden**

**Pruning Invitational
January 12
(rain date: January 26)**

**March 30, 2013
Early Bloom in the Rose Garden Tour
10 a.m.**

**Open Garden 2013
April 20**

CEMETERY ROSE—THE MOVIE

by Anita Clevenger

Louise Mitchell has completed a documentary about the Historic Rose Garden. Thirty minutes in length, *Cemetery Rose* has a soundtrack of six original pieces by guitarist Ross Hammond. Louise was engaged by the rose garden committee, and given two primary goals: to preserve on film the story of the rose garden, especially of its founding and the efforts to find and preserve heritage roses, and to give a sense of what it is like to visit the garden. She achieved that admirably, and also captured the story of the Plymouth cemetery's "Pulich Children" rose and a rose rustle to Calaveras County.

The film has been produced on a DVD, along with photos taken by volunteer David Roberts and garden manager Anita Clevenger.

The film was unveiled at a "viewing party" on November 17 at the Antiquite Maison Privee at 2114 P St. About 100 people attended, including Fred and

Dee Boutin (Fred is one of the founders of the garden). The film was warmly received, and we sold fifteen copies of the DVD.

Additional copies are available at the cemetery's Visitor Center, at special events, and on-line. The sales price will be \$15 (\$20 if mail order). Details about how to order are on our website.

We will be offering other opportunities to view this video. Watch for announcements of time and place.

After nine months of working on this project, Louise has become "one of us." She understands well that love is what draws most of us to the cemetery and its rose garden – love of the roses, love of this beautiful historic place, and the love that families and friends had for the people who are buried there.

CITY INSTALLS NEW SIGNS

New street signs have been installed at intersections throughout the Historic City Cemetery. In addition, six new "you are here" signs with road maps have been placed in various places. These signs are historically appropriate, incorporating design elements from plot surrounds or fences and will help visitors find their way around the property.

We volunteers are beginning to learn street names and will refer to actual names instead of "turn left two streets to the west" when giving directions. Thanks to the City for such a useful and beautiful addition.



MAINTENANCE REPORT

by Anita Clevenger

Never has our rose garden been more carefully tended than in the days leading up to the Rose Preservation Conference! Volunteers and inmates from the Sheriff's Work Project worked devotedly, mowing and edging paths, weeding and mulching plots, making minor brick repairs, and cutting out dead canes and removing spent flowers from the roses. For a brief moment, the garden was nearly perfect. Thanks to all who helped, including about a dozen people who came to the "Primping Party" in early October.

Then, the rains began, and reality intruded once again. Weeds are popping up everywhere, blossoms are botrytis-spotted and battered, and rose canes have flopped into the pathways. Fall and winter are times for gardeners to rest in colder climates, but in California, it is a time that seeds awaken and many roses continue to bloom. Few of the roses in the cemetery go fully dormant in the winter, but their growth does slow down. We will soon be pruning frantically to get as much done as possible before the sap rises and buds swell in mid-February.

We also will be planting some additional roses in December. We have about twenty new roses, some of which need to grow a bit bigger before we put them into the ground. We've been working with Bev Vierra of Calaveras County to obtain more of their found

roses. She has given us plants of several roses, and Kathryn Mackenzie and Janelle Michel took cuttings of others during a recent trip. We appreciate Bev's donation of roses and generous sharing of her time.

However, we must always take time to stop and admire the blossoms, leaves and hips of the roses. Even the bare canes are beautiful in the winter, especially when bedecked with raindrops or rimed with frost. We also should look at how much better many of the plots are now looking after years of effort at repairs and weed control. For example, Plot 542 was once was full of nut sedge, with a broken headstone, tumbled-down bricks, and a centifolia rose, 'Fantin Latour,' that was declining. We put down both cardboard and a heavy-duty barrier fabric to block the weeds, paid for the monument to be repaired, bought mortar for the Sheriff's crew to repair the bricks, and cut out several of the oldest, most sun-damaged canes from the once-blooming rose earlier this summer. It has responded by putting out a number of new, healthy canes that should reward us with a lot of bloom next spring. This plot once was an eyesore, and now looks beautiful, thanks to materials purchased with funds that we've raised and a lot of hard work.



'Fantin-Latour' blooms



ROSY READINGS REPRISE

& *Judy Eitzen*

With winter fast approaching and pruning season not quite upon us, it may be time to look over the current (and next) years' crop of rose books. Not surprisingly, in this electronic age, more and more books are widely announced prior to publication and many are now available in electronic format. A number of the latter are self-published; of those, some are short booklets on specific subjects, while still others are print-on-demand titles. All of this can be confusing to the gardener looking for the latest information.

One recent development is the availability of out-of-copyright titles that have been 'reprinted' electronically. Some of these historical titles are just the thing to give modern rose lovers a contemporary look at some of our antique cultivars. Here's an example:

The enemies of the rose, by George Masee, John Ramsbottom, and Frederick Vincent Theobald, was originally published under the auspices of the British

National Rose Society in 1908 and went through several editions. The book has been electronically scanned and contains a few typos and other imperfections of text, (blurred pages, etc.) but is essentially as it was originally published. The original is a comprehensive guide to identifying and eradicating pests and diseases affecting the rose 1908 style. Like many reprints, it is available from Amazon and Barnes & Noble as well as a free download from the California Digital Library.

The California Digital Library was founded in 1996 and is located in San Francisco. This Internet Archive includes texts, audio, moving images and software as well as archived web pages. You can find it at www.archive.org. As noted on the site, it is a 501(c)(3) non-profit organization that, "...is building a digital library of Internet sites and other cultural artifacts in digital form. Like a paper library, we provide free access to researchers, historians, scholars, and the gen-

(Continued on page 8)

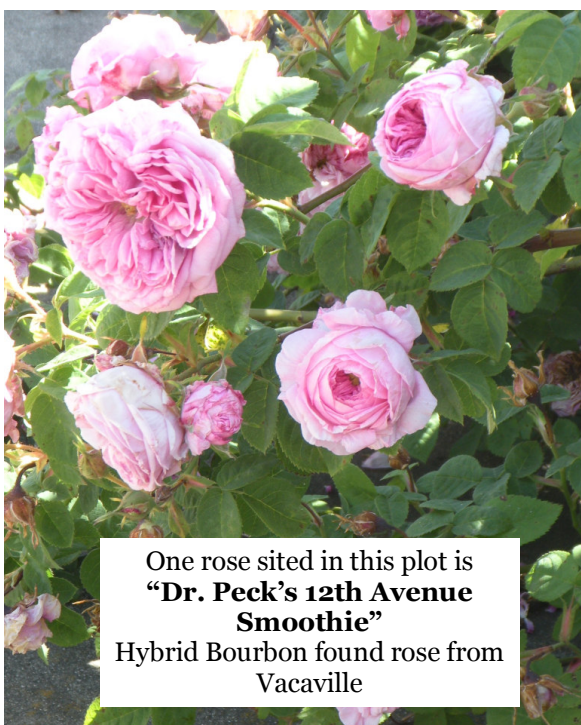
CYRUS HAYDEN HUBBARD

by Anita Clevenger

One of the people buried in the rose garden was featured during the cemetery's recent Civil War history tour. Major Cyrus Hayden Hubbard was born in Mahoning County, Ohio, on February 22, 1841. At the outbreak of the Civil War, he enlisted in the 23rd regiment, later known as the "Regiment of the Presidents" because it was commanded by both Col Rutherford B. Hayes and Major William McKinley.

Hubbard saw action in the battles of South Mountain, Antietam, Floyd Mountain, Lynchburg, and the two battles of Winchester. During the second Winchester battle, he was captured and held as a prisoner of war some thirty days. He and two others escaped and struggled through rough mountain terrain, subsisting on berries, for eight days. Eluding

rebel patrols, he finally reached Union lines and rejoined his regiment.



One rose sited in this plot is
**"Dr. Peck's 12th Avenue
Smoothie"**
Hybrid Bourbon found rose from
Vacaville

After the war, Hubbard came to California by way of Panama, and decided to settle in Sacramento, where he had relatives. He was first employed by Holbrook, Merrill and Stetson, dealers in "stoves, tinware, plumber's goods, etc." He then joined the firm of Basker & Hamilton, who sold hardware and agricultural implements, and worked his way up to general manager.

Hubbard was a member of the Masonic Order and the Tehama Lodge. He was active in the National Guard of California. He was a member of the Sumner Post. No. 3, Grand Army of the Republic, and was active in ef-

(Continued on page 7)



RENEW YOUR ROSES

by Anita

Pruning can rejuvenate a plant

We tend to be protective of the roses in the cemetery collection during pruning season. Not for our roses is the typical “hard pruning” that many people feel that roses require to stay healthy or to bloom well. Instead of reducing a rose plant to a few canes, and cutting them knee-high or lower, we let our plants grow tall and bushy. We prune to keep a plant within bounds, to shape it, and to remove dead or diseased or unproductive or crossing canes. Sometimes, we err on the side of caution, and our roses don't grow or bloom as well as they could because they have too much old wood.

Pruning stimulates growth. If a plant has a build-up of old, woody or unproductive growth, it's often best to cut it out so that new canes can replace the old. Some old canes end up damaged from the sun, disease, or physical trauma, which is then an invitation to borers. “Renewal pruning” is the practice of removing about a third of old growth each year. The more drastic “rejuvenation pruning” advocates cutting all of the old growth to the ground, and letting the plant regenerate.

While I rarely advocate the more drastic approach, I have witnessed how roses respond with strong new growth after they have been cut to the ground in preparation for removing them. The authors of old rose books advised rose growers to cut back vigorous roses only lightly, and to cut back weak roses hard. It seems counterintuitive, but it's worth a try. Dr. J. H. Nicolas, in his 1937 book *“A Rose Odyssey,”* described how Hybrid Perpetuals grown in the south of France for the florist trade were cut to the ground in mid-summer, and how productively the plants bloomed on fresh, new growth.

A few cautions are in order. If a plant is budded on rootstock, drastic pruning can cause the rootstock to take over. You can also reduce or even eliminate next season's bloom if you cut off all flowering wood on a once-blooming rose. Repeat-blooming roses bloom on both new growth and laterals produced on old growth, but once-blooming roses only produce flowers on laterals produced on old canes (ones that grew the

previous summer, or before). Also, new growth is often very flexible, and canes will flop everywhere without the structure of the stout older canes holding them up.

David Stone, head gardener at Mottisfont Abbey, advocates cutting out old canes from once-blooming roses during the summer, after bloom, but retaining some of the older canes around the perimeter of the plant to support the new growth. During the winter, Mottisfont gardeners shape the roses and reduce their height by about a third. He suggests the same approach for repeat-blooming roses, but done all at once during dormant pruning. It becomes a cycle of renewal, with the older canes replaced by the newer ones as they mature. No cane is more than a few years old.

In our climate, I believe that we can cut out unproductive canes at any time. We don't have to wait until the “pruning season,” or worry about new growth being damaged by hard freezes. While it's best to cut out old canes on once-blooming roses such as Damasks, Albas, Gallicas and Mosses shortly after bloom (or at least by the end of August so that there is time for the rose to push new growth) it's often hard to take on such heavy work in our summer heat. In the cemetery, we cut back old canes on selected plants throughout the summer, but often end up doing most of our pruning in the winter on all types of roses.

This winter, we're planning to target more of the interior old canes for removal, retaining some of the older, firmer canes at the edges of the plant to serve as the “bones” to support new growth. We will “rejuvenate” only as a last resort, but “renewal” is in order for some of the roses.

*Thanks to Mottisfont's Jon Dodson and David Stone for sharing their expertise on rose pruning. Kelly King, gardener at the **Garden of Roses of Legend and Romance** in Wooster, Ohio, came up with the term “bones” to describe supportive older canes. There is a wealth of information about rose growing available from fellow rosarians and rose books, old and new.*



Fall scene in the Rose Garden— “Castro Breen Musk” displays hips aplenty.

HUBBARD, cont.

(Continued from page 5)

forts to raise money for a monument in the G.A.R.'s burial plots in the city cemetery. He was Grand Marshal of the parade on the day that the monument was dedicated.

C. H. Hubbard was also mayor of Sacramento, serving the 1896-1897 term. He died on December 18, 1901, at the age of 59, and was buried in plot 547 in what is now the “East Bed” of the Historic Rose Garden. There, he joined his wife Pauline, who died at age 23 in 1871. “Hubbard” is carved on a marble stone that is inset into the brick plot surround. The plot is marked with a marble cross, carved to resemble wood posts entwined with ivy. “Pauline” is engraved on one side of the cross, and “Cyrus” on the other. Hubbard's grave is marked with a granite stone inscribed, “C. H. H.” His second wife, Mary Blanche, lived until 1933, and is buried in another plot.

Many of the cemetery's gardening volunteers are familiar with Plot 547 for another reason. Hubbard bought half of the plot in 1882, for \$37.50. The other half was purchased by Anthony Preston Smith. A. P. Smith was one of Sacramento's earliest nurserymen, and sold roses, fruit trees and grapes in “Smith's Garden” along the American River.

Curious about who is buried in other cemetery plots? A burial index is posted on the website, www.oldcitycemetery.com. Archivists have collected biographical information about many historic figures, from books such as “An Illustrated History of Sacramento County, California” published in 1890 by Lewis Publishing, written by Hon. Win. J. Davis. The Cemetery Archives is usually open Mon, Tues and Fri from 10-3, and also during special tours and events.

READINGS, con't.

eral public.” Many texts on many subjects are available on this site. A number of these are from Project Gutenberg, the first producer of free text downloads. (<http://www.gutenberg.org/>)

Examples of titles at archive.org:

- **Making a Rose Garden with the Ideal Arrangement of Grass Paths** by Henry H. Saylor. Macbride Nast & Company, NY, 1913 (2nd edition) One of the lovely little volumes in a series of authoritative amateur gardener handbooks.
- An important addition to this group of reprints is **Roses: Their History, Development and Cultivation**, by Rev. Joseph H. Pemberton, published in 1908. One can download this book or purchase a reprinted paperback of the 2nd edition from Forgotten Books.
- **The Book of Roses** by Frances Parkman, scanned from a copy at Harvard Library was originally published in 1866. He was a renowned American historian and leading horticulturalist, briefly Professor of Horticulture at Harvard University's Bussey Institution who also served as President of the Massachusetts Horticultural Society.

At the other end of the publishing spectrum is an upcoming book, **Old Roses**, by David Austin. It's scheduled for publication in April of 2013 and is one of three new Austin books to be published in 2013 (**Climbing Roses** and **Modern, Bush and Shrub Roses** are both scheduled for August). This volume covers all the “most worthwhile” of the Old Roses and provides valuable information on rose cultivation and propagation.



Another new volume, **The Rose** by Jennifer Potter is also scheduled for April. As stated in a review, no flower has captured the imagination in quite the same way as the rose. In this book, horticultural historian Potter sets out on a quest to uncover the life of a flower that has been viewed so heterogeneously by different cultures in different countries across the centuries. Beginning her story in the Greek and Roman empires, she travels across Europe, the Middle East, Asia, and the Americas to unravel its evolution from a simple briar of the northern hemisphere to the height of cultivated perfection found in rose gardens today.

Additionally, books published in 20th and 21st century are becoming readily available in electronic format. If you missed **Roses Love Garlic**, for example, (by Louise Riotte in 1998), you can now purchase an inexpensive Kindle version for slightly less than the paperback version.

Nurserymen, horticulturalists and gardeners continue to produce many new titles about roses each year. One difficulty is figuring out which include useful and reliable information for gardeners in California. Online ordering often gives the customer an opportunity to examine the table of contents or actually read part of the book. Look for titles written by or published in or about the west; they're more likely to have information useful to our growing conditions. Historical titles can be fascinating and often provide background information, examining roses as contemporary that we now consider antiques.

20TH ANNIVERSARY SYMPOSIUM

by Judy Eitzen

The ladies on the first page are smiling because all their hard work has paid off in a popular and successful fall event celebrating 20 years of the Historic Rose Garden.

More than eighteen months of planning culminated in a three-day event attended by nearly 100 people from around California and the United States.

Friday, October 12 saw Rose Garden volunteers appearing in historical costume to enjoy a reception held at the Cemetery that included period music, wine, goodies and twilight tours in imitation of the Cemetery Lantern Tours. Attendees really enjoyed the tours as this is something unique to our Cemetery Rose Garden.

Arriving early Saturday morning, volunteers readied the California Auto Museum for an all-day symposium that included speakers discussing the early days of the Historic Rose Garden, early California rosy developments, finding and Identifying lost roses and some of the early rose breeders and gardeners in California. We enjoyed a box lunch and Vic's Ice Cream provided a special treat in the afternoon.

A rose sale and silent auction ended the day's session.

Saturday evening saw us reconvene for a lovely buffet dinner. The evening featured Heritage Rose Foundation President and well-known author Stephen



Barbara Oliva and ARS VP Pat Shanley



Jean Travis and Barbara Oliva

Scanniello speaking about historic roses. The evening culminated with Stephen conducting a live auction of some unusual and special roses. It's always heartening to see rose gardeners bid to find room for 'one more rose' in their gardens...and that man can sell!



On Sunday morning while HRF Board members met at the museum, volunteers appeared at the Rose Garden with coffee and goodies. Tours of the Cemetery and Rose Garden were conducted, while many simply wandered the garden.

We were lucky with weather—it was beautiful that weekend—and with the garden which was at the height of the fall flush of bloom. Even some of the spring only bloomers showed color in foliage or hips.



Originally we had concerns that this complex event would tax our volunteer's skills, enthusiasm and time (plus our private lives), we managed to pull it off and for some days after went around with rather large grins, telling any who would listen how well we had done!

As a member of the conference team, I want to thank my fellow team members, Anita Clevenger, Pat Schink, Kathryn Mackenzie and Barbara Oliva. And thanks, too, to all the Rose Garden and Old City Cemetery Committee members who stepped up to help with the event. Next time...okay, maybe not for a few years!

BLOOMING ROSES, con't.

(Continued from page 1)

are in bloom at a particular date, the bloom score for that date would be 0, all roses in bloom would yield a bloom score of 1. Typical values, of course, fall between these extremes. For example, a very flowery rose like 'Old Blush' has a bloom score of 0.6 for the entire year. The bloom score for our whole group of 43 roses ranges from less than 0.1 in mid February to 0.8 in late April.

The Bloom Year

Looking at our results, we see immediately that here in Sacramento, many of our roses have strong flowering in December, with quite a few carrying on through January, even into the first days of February. Then in mid-February, after the last of the winter flowering disappears, we see the first of the spring bloom as the earliest Banksias begin to open. It's clear that the annual pattern of bloom and rebloom in our garden is best displayed and understood when we use a Bloom Year that starts and ends in mid-February.

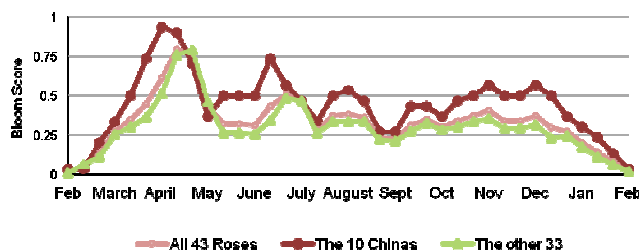
The Roses

The Chinas

Our study includes 10 Chinas. These roses stand out for their early and strong spring bloom, and the extraordinary length and number of strong rebloom periods.

'Old Blush' has the distinction of being the only rose that was in bloom all year round. Setting aside the two in this group that are once-flowering climbers ('Phillips and Rix Pink Cl. China' and 'Fortune's Double Yellow'),

The Chinas Stand Out



almost all these roses have an extended fall and winter bloom period. 'Elizabeth's Red China', a found rose growing in its original location here in the Sacramento Old City Cemetery, stands out for being in full bloom all the way through December and January.

The Teas

The 6 Teas in our survey are like shadows of the Chinas: in bloom much of the year but with weaker and shorter rebloom periods. Except for a brief rebloom in late June -early July, these roses pretty much sit out the entire summer with just a scattering of flowers. However, most of them have a long period of more abundant bloom in fall-winter extending through December into January.

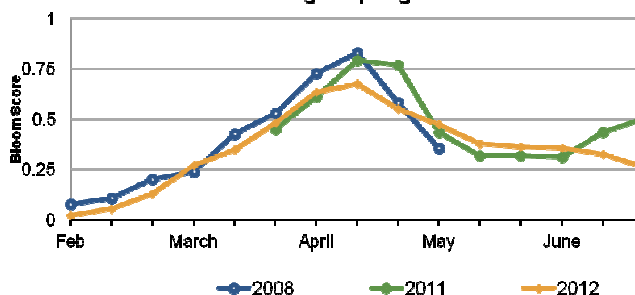
The Hybrid Perpetuals

Our survey includes only 4 of the many Hybrid Perpetuals in our collection. The spring and summer bloom periods for these roses begins later than the Chinas and Teas. Although most carry some blooms into November and December, in this group only 'Grandmother's Hat' has a significant fall rebloom.

Rosa moschata and hybrids

'Secret Garden Musk Cl.' stands out with almost continuous strong bloom from late April through December, with a bloom score equal to that of the most flowery Chinas. "Cemetery Musk Seedling" also has strong bloom over a long period into mid-November.

Timing of Spring Bloom



The Polyanthas

These three follow the pattern of the *R. moschata* group, with spring bloom a bit later than the Chinas and Teas. Except for slightly shorter periods of full bloom, 'Perle d'Or' matches the pattern of 'Secret Garden Musk Cl.' almost exactly.

Rosa banksia and hybrids

These are our earliest roses, beginning their spring bloom in February and reaching full bloom by mid-March or early April. Grown as once-bloomers, they surprise us with a light rebloom in July. The two hybrids here actually have a fairly strong rebloom again in December.

(Continued on page 11)



Other Roses in our survey

We included six more once-bloomers and seven repeat-bloomers, all of interest to us for various reasons. ‘Ramona’, a Hybrid Laevagata, shows a bloom pattern much like the Banksias, reaching full bloom by mid-March. ‘Rève d’Or’, a noble Noisette climber, stands out with its very strong mid-Winter bloom period. Blink and you miss “Président de Sèze NOT” with its brief early-May flowering, the lowest bloom score in our survey.

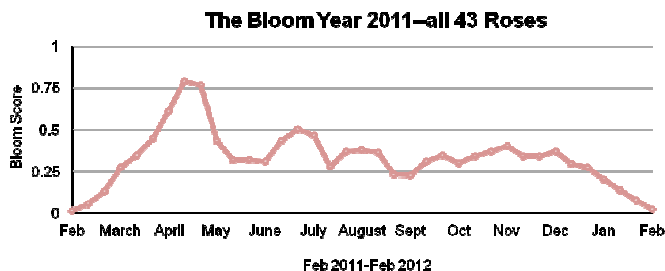
Year to Year Differences in Bloom

At this point, we have data for three spring bloom periods. In all three years, the highest bloom score for the group as a whole was in late April. 2011 stands out as having a more prolonged peak of bloom than either 2008 or 2012, and a decidedly stronger late-June rebloom. Spring of 2011 was wetter and cooler overall, without the spikes of hot weather in late April and May that occurred in both 2009 and 2012.

Considering what we do as gardeners in the way of pruning, soil amendment, and irrigation, all with the idea that we’re promoting growth and bloom, it seems odd that we would resort to the weather to explain differences in bloom performance year to year. That said, 2012 is so far shaping up to be a much poorer bloom year than 2011. Very low rainfall in the November-January period, and not much rain thereafter, may be part of the explanation. But why wouldn’t our irrigation compensate for that? Food for thought. We’ll see what happens as the season progresses. Examining which roses show the greatest difference between years may turn out to be informative.

Future of the Bloom Survey

Below is a chart showing flowering performance during the 2011 Bloom Year for the 43 roses on our original list. In 2012, we added an additional 24 and we intend to make further additions in 2013.



Surveyed Roses

Original List:

‘Autumn Damask’ (Damask)
 “Barbara’s Pasture Rose” (HP)
 ‘Buff Beauty’ (Hyb musk)
 ‘Burbank’ (Tea)
 ‘Duchesse d’Brabant’ (Tea)
 ‘Fortune’s Double Yellow’ (China)
 ‘Gloire des Rosamones’ (China)
 ‘Hoffmann von Fellerslaben’ (Hybrid musk)
 “Hume’s Parks NOT” (Tea? China?)
 ‘Mme Isaac Perierre’ (Bourbon)
 ‘Mme Joseph Schwartz’ (Tea)
 ‘Mutabilis’ (China)
 ‘Napoleon’ (China)
 ‘Pacquerette’ (Poly)
 ‘Perle d’Or’ (Poly)
R. Banksia lutescens (Sp)
R. Banksia normalis (Sp)
R. moschata (Sp)
R. multiflora Inermis (Sp)
R. nanothames (Sp)
R. roxburghii Plena (Sp)
 ‘Ramona’ (Hyb. Lavigata)
 “Secret Garden Musk” (Hyb moschata)
 ‘Souv de Mme Leonie Viennot’ (Tea)
 ‘Susan Louise’ (Tea)
 “Vina bankssia” (Hyb bankssiae)
 ‘White Maman Cochet’ (Tea)
 ‘White Pearl in Red Dragon’s Mouth’ (China)

The 2012 additions:

“Baretta St. Bourbon” (Bourbon)
 “Car Wash Rose” (L Cl)
 ‘Cardinal de Riche-lieu’ (Gallica)
 ‘Comtesse du Cayla’ (China)
 ‘Crépuscule’ (Tea-Noisette)
 ‘Hermosa’ (China)
 “Jost Plot Tea” (Tea)
 “Like Lamarque” (Noisette)
 ‘Mlle. de Sombreuil’ (Tea)
 “Manchester Guardian Angel” (Noisette)
 ‘Monsieur Tillier’ (Tea)
 “Moser House Shed Rose” (Setigera hybrid ?)
 ‘Mrs. B.R.Cant’ (Tea)
 “Old Town Novato” (Hyb Perpetual)
 “Pulich Children” (Hyb Perpetual)
 “Peggy Martin Rose” (Cl.Poly)
 ‘Rhodologue Jules Gravereaux?’ (Tea)
 “*R. pomifera NOT*” (Sp?)
 “*R. rugosa kamtchatica*” (Sp)
 ‘Rubens’ (Tea)
 “Sarah’s Grandmother” (Noisette)
 “Setzer Noisette” (Noisette)
 “Smith’s Parish” (Tea Bermuda Rose)
 “Whittle-Beyer Light Pink” (HT)

CEMETERY ROSE

Garden Tip

The rainy season sprinkled (sic) with sunny days brings out a number of annual weeds. Take time to pull them now (before they grow enough to set seeds) and you'll have less trouble with them in the spring.

Be sure to pull out the roots—this also has the benefit of loosening the soil around rose roots, providing air circulation and space for strong roots. Strong roots are important to the structure & support of the rose, and the provision of nutrition.

Events in the Historic Rose Garden

December 1
Pruning Class
10 a.m. in the Rose Garden

January 12
Pruning Invitational
(rain date: January 26)

March 30, 2013
Early Bloom in the Rose Garden Tour
10 a.m.

April 20
Open Garden 2013

Judy Eitzen, ed.

8698 Elk Grove Blvd.

Suite 3, #271

Elk Grove, CA 95624

Verlaine@citlink.net

www.cemeteryrose.org